

# 2025 City Zones Kerbside Collection Calendar









October 2024							November 2024							December 2024							January 2025							February 2025						
M	T	W	T	F	S	S	M	T	W	T	F	S	S	M	T	W	T	F	S	S	M	T	W	T	F	S	S	M	T	W	T	F	S	S
	1	2	3	4	5	6					1	2	3	30	31				1			1	2	3	4	5						1	2	
7	8	9	10	11	12	13	4	5	6	7	8	9	10	2	3	4	5	6	7	8	6	7	8	9	10	11	12	3	4	5	6	7	8	9
14	15	16	17	18	19	20	11	12	13	14	15	16	17	9	10	11	12	13	14	15	13	14	15	16	17	18	19	10	11	12	13	14	15	16
21	22	23	24	25	26	27	18	19	20	21	22	23	24	16	17	18	19	20	21	22	20	21	22	23	24	25	26	17	18	19	20	21	22	23
28	29	30	31				25	26	27	28	29	30		23	24	25	26	27	28	29	27	28	29	30	31			24	25	26	27	28		

March 2025							April 2025							May 2025							June 2025							July 2025						
M	T	W	T	F	S	S	M	T	W	T	F	S	S	M	T	W	T	F	S	S	M	T	W	T	F	S	S	M	T	W	T	F	S	S
31					1	2		1	2	3	4	5	6				1	2	3	4	30					1		1	2	3	4	5	6	
3	4	5	6	7	8	9	7	8	9	10	11	12	13	5	6	7	8	9	10	11	2	3	4	5	6	7	8	7	8	9	10	11	12	13
10	11	12	13	14	15	16	14	15	16	17	18	19	20	12	13	14	15	16	17	18	9	10	11	12	13	14	15	14	15	16	17	18	19	20
17	18	19	20	21	22	23	21	22	23	24	25	26	27	19	20	21	22	23	24	25	16	17	18	19	20	21	22	21	22	23	24	25	26	27
24	25	26	27	28	29	30	28	29	30					26	27	28	29	30	31	23	24	25	26	27	28	29	28	29	30	31				

August 2025							September 2025							October 2025							November 2025							December 2025						
M	T	W	T	F	S	S	M	T	W	T	F	S	S	M	T	W	T	F	S	S	M	T	W	T	F	S	S	M	T	W	T	F	S	S
				1	2	3	1	2	3	4	5	6	7			1	2	3	4	5					1	2	1	2	3	4	5	6	7	
4	5	6	7	8	9	10	8	9	10	11	12	13	14	6	7	8	9	10	11	12	3	4	5	6	7	8	9	8	9	10	11	12	13	14
11	12	13	14	15	16	17	15	16	17	18	19	20	21	13	14	15	16	17	18	19	10	11	12	13	14	15	16	15	16	17	18	19	20	21
18	19	20	21	22	23	24	22	23	24	25	26	27	28	20	21	22	23	24	25	26	17	18	19	20	21	22	23	22	23	24	25	26	27	28
25	26	27	28	29	30	31	29	30						27	28	29	30	31	24	25	26	27	28	29	30	29	30	31						

 <b>LANDFILL</b> Weekly	 <b>ORGANICS</b> Alternate fortnights	 <b>RECYCLING</b> Alternate fortnights	 <b>GLASS</b> Every four weeks	 <b>ORGANICS</b>	 <b>RECYCLING</b>	 <b>LANDFILL</b>	 <b>GLASS</b>
---	---	--	--	---	--	---	--

**ARARAT CITY ZONES 1 - 4**

ZONE 1 ARARAT NORTH (MONDAY)	ZONE 3 ARARAT SOUTH WEST (WEDNESDAY)
ZONE 2 ARARAT SOUTH EAST (TUESDAY)	ZONE 4 ARARAT WEST (THURSDAY)



Ararat Rural City

T: (03) 5355 0247  
E: [circular@ararat.vic.gov.au](mailto:circular@ararat.vic.gov.au)  
[www.ararat.vic.gov.au](http://www.ararat.vic.gov.au)

- Keep putting your bins out the night before collection day and bring them in when they've been emptied. Bins should be placed on the kerb, close to the road. Space bins about a metre apart with handles facing your home.
- Ensure all bin lids close properly. Overfull bins attract wildlife that scavenges and creates litter. Residents are responsible for picking up litter created from overfull bins.
- Bags of household waste sitting next to bins will not be picked up. If it doesn't fit in the bin, wait until the next collection or take it to your closest transfer station.

- Never put batteries, e-waste, liquids, hot ashes or chemicals in kerbside bins. Check [ararat.vic.gov.au](http://ararat.vic.gov.au) for other recycling and disposal options.
- Council will repair or replace lost, damaged or stolen bins free of charge. Call Council Customer Services Dept on 5355 0200 or email [circular@ararat.vic.gov.au](mailto:circular@ararat.vic.gov.au)
- Store your bins out of direct sunlight to help minimise smell in warmer weather. You can find other tips at [ararat.vic.gov.au](http://ararat.vic.gov.au)



**And remember, ALL garden waste from your household goes in your Green Organics bin.**



# GLASS BIN

MONTHLY COLLECTION



Glass bottles and jars have their own bins in Ararat Rural City Council so broken glass doesn't contaminate the rest of the recyclable material in the co-mingled yellow lid bin.

80 litre glass bins with the purple lid are collected every four weeks on your designated collection day.

It does not matter if you remove or leave the lids on your glass bottles and jars, if you remove the lids please place them in the recycling bin with the yellow lid or waste bin with the red lid.

Broken glass makes other items like cardboard, paper and plastic hard to recycle. By putting your glass bottles and jars in a separate bin more of them can be recycled into new things.

Correctly using your glass recycling bin makes a big impact. Different types of glass have different melting points, so we can't recycle different types of glass together.

Only put glass bottles and jars in your glass recycling bin, and all other glass in your general rubbish bin. This includes broken drinking glasses, windows, mirrors, vases, glass cooking dishes, and perfume bottles.



# LANDFILL BIN

WEEKLY COLLECTION



Think of your landfill bin as the last resort - used just for the things you can't avoid, reuse or recycle. Waste in this bin doesn't go away, it ends up in landfill where it continues to pose a risk to the environment into the future.

You might be surprised by how much you can avoid putting into your landfill bin.

A small act makes a big impact



## ✓ Throw in Glass Bin

Items to put in your new purple bin for glass recycling (lightly rinsed and loose, not in bags):

- ✓ Glass bottles
- ✓ Glass jars
- ✓ Glass bottles and jars for medicine

## ✗ Bin elsewhere

Items not to put in your new purple bin for glass recycling:

- ✗ Corks
- ✗ Pumps, sprays, droppers
- ✗ Drinking glasses
- ✗ Vases
- ✗ Light bulbs
- ✗ Plastic bags or packaging
- ✗ Cardboard
- ✗ Liquids

### TIPS

- Empty all bottles and scrape jars to remove any food.
- Metal collars and paper labels can stay on.
- If you remove the lids. Metal lids go in your recycling bin (yellow lid). Plastic lids go in your landfill bin (red bin).
- It's okay if the glass bottle or jar is broken.

## ✗ NOT IN ANY BIN



The following items are not allowed in any household rubbish or recycling bins:

- ✗ chemicals and paint
- ✗ CO2 and gas canisters
- ✗ garden soil
- ✗ rubble and building materials
- ✗ e-waste and batteries
- ✗ [if applicable] aerosols.

These items must be taken to specific drop-off locations so they can be processed safely.

A small act makes a big impact.

Find your nearest drop-off location: [www.ararat.vic.gov.au](http://www.ararat.vic.gov.au)

### TIPS

- No need to bag it! Waste can go into your bin loose.
- Know exactly what can go into your organics, recycling and glass-only bins and keep those things out of landfill.



# RECYCLE BIN

FORTNIGHTLY COLLECTION

The contents of your recycling bins go to a materials recovery centre for sorting. Plastics, paper, cardboard and metals are separated in their categories, then bailed and sold to be processed into new products. Contamination (putting the wrong things in your recycling bin) is the biggest problem and can mean your recycling will be sent to landfill.

Check our website for an up-to-date list of what's accepted, put all items in loose and never put plastic bags in your recycling bin.

## NO GLASS IN YELLOW BINS

Use the purple-lidded kerbside bin instead. Your yellow lidded recycling bins continue to be collected every fortnight.

### ✓ PLASTIC NUMBERED 1-5



### ✓ PAPER/ CARDBOARD



### ✓ METAL



NO PLASTIC BAGS



NO LIQUIDS INC. PAINT



NO GLASS



NO E-WASTE

### TIPS

- **NO plastic bags.** All Items must go into the bin loose.
- No need to wash things - just scrape them clean.
- Empty all containers and remove lids. Metal lids go in the recycling bin and small plastic lids go in the landfill (red lid) bin.
- Flatten boxes and squash cans so they take up less space.
- Keep all items separate. Do not place them inside each other.

**SMALL ACTS,  
BIG IMPACT**



## Put in your Recycling Bin

### PLASTICS

Rigid plastic numbered 1-5 such as:

- ✓ Milk and other drink bottles
- ✓ Yoghurt, ice cream and margarine tubs
- ✓ Detergent and shampoo bottles
- ✓ Deodorant (roll-on)
- ✓ Berry punnets
- ✓ Biscuit trays
- ✓ Meat trays (clear only)
- ✓ Takeaway containers

### PAPER & CARDBOARD

- ✓ Boxes (uncoated)
- ✓ Newspapers
- ✓ Envelopes (you can leave the clear windows in)
- ✓ Food packaging such as pizza boxes, only if empty and not too soiled

- ✓ Egg cartons

- ✓ Books (separate cover and binding from pages)

### METALS

- ✓ Drink cans
- ✓ Tins and cans, including pet food cans
- ✓ Empty aerosol cans (lid off)
- ✓ Aluminium foil - scrunched into a ball the size of a golf ball or larger
- ✓ Metal lids from jars and bottles



## Bin elsewhere

- ✗ Glass bottles and jars (place these in your glass only bin from October 2022)
- ✗ Soft plastic packaging\*
- ✗ Coated cardboard and packaging including milk cartons, tetra packs, coffee cups etc
- ✗ Takeaway coffee cups and lids
- ✗ All black plastic such as meat trays and pot plants
- ✗ Polystyrene
- ✗ Mirrors
- ✗ Blister Packs (pills)
- ✗ Disposable razors
- ✗ Cutlery - no plastic or metal
- ✗ Light globes and tubes
- ✗ Batteries
- ✗ Electrical items or appliances (e-waste)
- ✗ Coat hangers (black plastic & wire)
- ✗ Window glass
- ✗ Broken drinking glasses
- ✗ Silicone kitchen utensils, Pyrex, crockery or ceramics
- ✗ Coffee pods
- ✗ Fabric or clothing
- ✗ Video tapes or CDs
- ✗ Gas bottles
- ✗ Nappies or sanitary items
- ✗ Wire or rope
- ✗ Timber
- ✗ Flammable items such as emergency flares
- ✗ Hazardous or medical waste

\* **Soft plastics** are those wrappers or bags that you can easily scrunch in your hand. Make your own collection at home and drop them into a REDcycle bin at participating Coles or Woolworths stores for recycling.

Find out more at [www.redcycle.net.au](http://www.redcycle.net.au)



You no longer need to put garden clippings, weeds and small branches in your general rubbish bin to go to landfill anymore. You can now sort them into your green bin so they can be turned into valuable mulch and compost to be used in various parks and gardens and local farms.

The Ararat Resource Recovery Centre processes all of your garden organics into a certified compost mulch which is used throughout the municipality.

Small actions like correctly sorting your recycling and green waste can make a big impact.

Please remember: **NO Plastic**

## SMALL ACTS, BIG IMPACT

### TIPS

- **No regular plastic bags are accepted**, even those labeled as 'biodegradable'.

### DID YOU KNOW

- Weeds and seeds can go in your organics bin. Pasteurisation during the commercial composting process kills them, along with plant and animal pathogens.
- Starting with a layer of leaves or branches in your kerbside bin can help avoid grass clippings from sticking to the bottom.



### Put in your Organics Bin





- ✓ Leaves
- ✓ Twigs
- ✓ Weeds
- ✓ Plants
- ✓ Grass



### NOT acceptable

- ✗ Plastic, even if it is biodegradable
- ✗ Kitty litter or animal poo
- ✗ Wet wipes
- ✗ Coffee pods
- ✗ Large branches
- ✗ Garden hose
- ✗ Tea bags
- ✗ Tree stumps
- ✗ Garden tools
- ✗ Food
- ✗ Liquids
- ✗ Empty potting mix bags
- ✗ Nappies

## AN OVERVIEW OF YOUR NEW HOUSEHOLD WASTE AND RECYCLING SYSTEM

Bin colour	Examples of what can be put in
 <p><b>Purple bin for glass recycling</b></p>	<ul style="list-style-type: none"> <li>• Glass bottles and jars for food and drinks such as beer and olive oil bottles, and pasta sauce and condiment jars</li> <li>• Glass bottles and jars for medicine and toiletries</li> </ul>
 <p><b>Green bin for garden organics</b></p>	<ul style="list-style-type: none"> <li>• Grass clippings, weeds</li> <li>• Leaves, plants and twigs</li> <li>• Small branches</li> </ul>
 <p><b>Yellow bin for mixed recycling</b></p>	<ul style="list-style-type: none"> <li>• Accepted hard plastics such as milk bottles, yoghurt and icleam containers</li> <li>• Aluminium cans, trays and foil</li> <li>• Paper and cardboard</li> </ul>
 <p><b>Red bin for general rubbish</b></p>	<ul style="list-style-type: none"> <li>• Broken glass kitchenware and crockery</li> <li>• Nappies and wet wipes</li> <li>• Animal droppings and kitty litter</li> </ul>